



## Feedback Committee

### Report of

## Feedback Analysis on Curriculum

(Student, Teacher, Employer and Alumni)

**Academic Year: 2019-20**

Submitted to

**Internal Quality Assurance Cell**

Submitted to

**Internal Quality Assurance Cell**





# Feedback Analysis Report

## **Introduction and Objectives:**

Indapur Taluka Shikshan Prasarak Mandal's Arts, Science, and Commerce College, a cornerstone of education in Indapur, was founded in 1972. With a commitment to holistic development, the college strives to nurture students from the surrounding rural areas, empowering them to become both successful entrepreneurs and skilled professionals in their chosen fields.

To ensure that the college's curriculum remains relevant and effective, an annual survey is conducted to gauge the satisfaction of all stakeholders: students, faculty, employers, and alumni. This comprehensive feedback mechanism is crucial for monitoring and evaluating the educational provision and making necessary adjustments. By actively listening to the voices of its stakeholders, the college aims to create a dynamic and responsive learning environment. The college is permanently affiliated with Savitribai Phule Pune University and adheres to the prescribed curriculum. Positive or negative feedback from stakeholders serves as a valuable compass, guiding the institution towards continuous improvement. By prioritizing the opinions of its diverse community, the college reaffirms its dedication to providing a high-quality education that meets the evolving needs of its students and society.

## **Methodology**

Each year, feedback forms are made accessible on the college website. Additionally, links to these forms are shared with stakeholders through their respective Class WhatsApp groups. Participation in the survey is voluntary. For the academic year 2019-20, the college enrolled 2940 students. A total of 301 students, 20 alumni, 30 teachers, and 10 employers responded to the survey. The analysis presented in this report is based on the insights gathered from these stakeholders.

## **Design of Feedback**

The responses from the students were collected on the five-point scale

4 – Above 90%

3 – 70 – 89%

2 – 50 – 69%

1 – 30 – 49%

0 – Below 29%

And the responses from the teachers, alumni and employers were collected on the three-point scale.

1. Yes
2. No
3. Can't decide

## **Overall Evaluation**



Scanned with OKEN Scanner

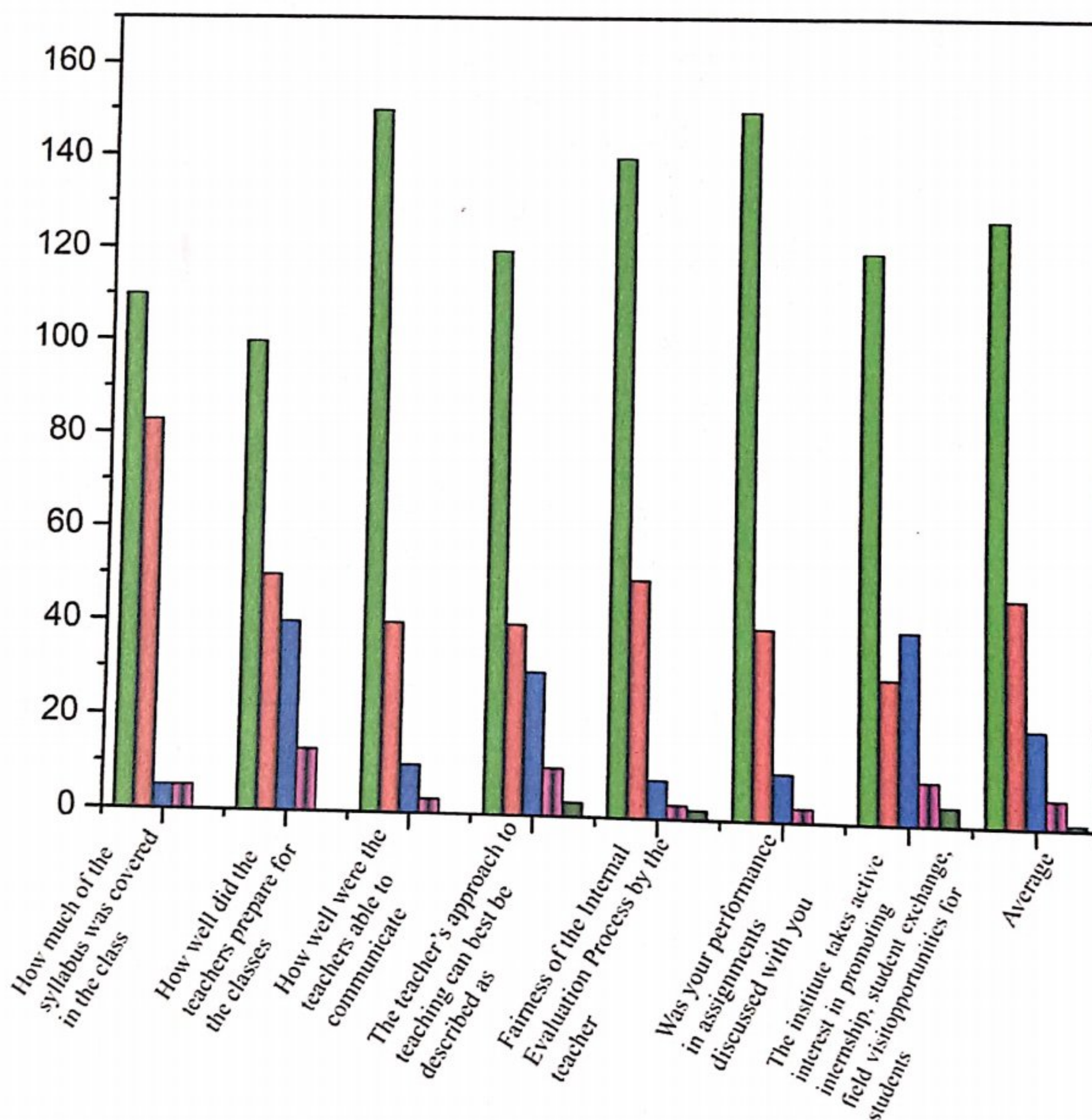


- The Feedback Committee collected and analyzed feedback from all stakeholders, quantifying their opinions on each parameter as a percentage.

### Student Feedback

Savitribai Phule Pune University (SPPU) recently conducted a survey to gather feedback from 301 students across various programs. The aim was to evaluate the quality of education, teaching methodologies, and overall student experience. The survey results provide valuable insights into areas of strength and areas requiring improvement.

Following chart and table shows the summary of the responses given by students for each parameter.





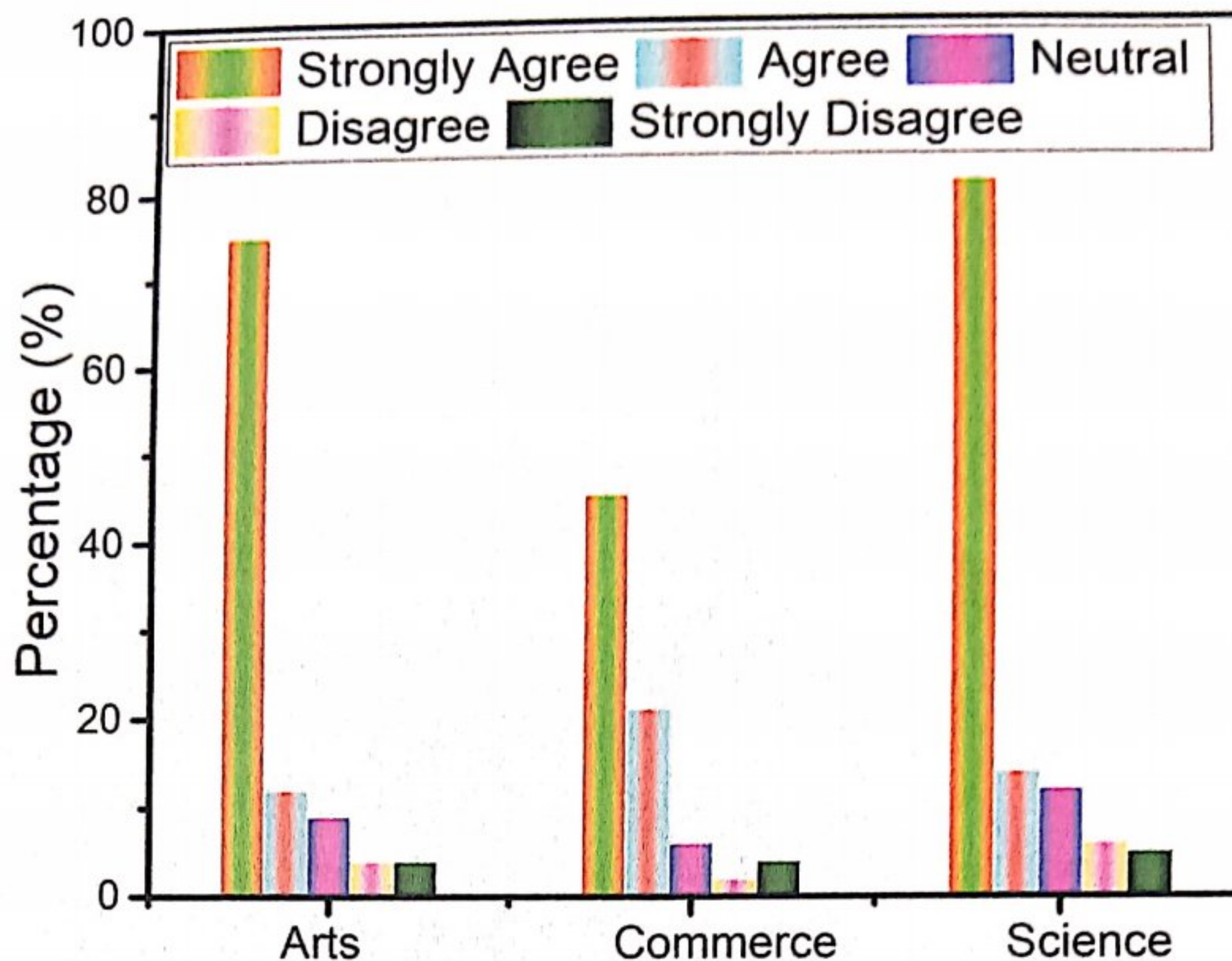
	Strongly Agree	Agree	Neutral	Disagree	Strongly Disagree
How much of the syllabus was covered in the class	190	90	10	10	1
How well did the teachers prepare for the classes	250	30	20	1	0
How well were the teachers able to communicate	190	80	25	3	2
The teacher's approach to teaching can best be described as	185	101	12	3	0
Fairness of the Internal Evaluation Process by the teacher	201	50	40	5	5
Was your performance in assignments discussed with you	150	120	26	4	1
The institute takes active interest in promoting internship, student exchange, field visit opportunities for students	165	121	13	2	0
Average	190.1	84.5	20.8	4	1.2

About 35% of students oppose or refute the opinion, while 63% strongly agree and 30% agree with the full curriculum that was covered in class. While 6.6% of students are neutral and one student disagrees, 83% of students strongly agree and 10% agree with the teachers' preparedness in the classroom. Sixty-three percent of pupils highly agree with the teacher's communication with them, whereas 26.5% agree with the parameter. Roughly 1.3 percent of students disagree with the viewpoint, while 8.3 percent are neutral. While 33.5% of students agree with the parameter, over 61% of students significantly value the professors' instructional abilities. One percent disagree or strongly disagree, while four percent are unable to make a decision and hence remain neutral.

66.7 % of students feel that teachers fairly evaluate their pupils in internal exams, while 16.6 percent disagree. However, roughly 3% of students disagree or strongly agree with the viewpoint, while roughly 13% of students are neutral. 99 % percent of stakeholders feel that professors fairly evaluate students' performance on assignments, while 39.8 % of students concur. However, roughly 8.6% of the students disagree with the parameter or are keeping indifferent. 95% of students, 4% are neutral, and 1% disagree or strongly disagree with the opinion, according to our institute, which actively promotes internships, student field trips, and student exchange programs.



Overall feedback for each evaluation point is more than the average value (4.2).



Many students (80% in the arts, 93% in business, and 95% in science) fully support the graduation's existing curriculum. No students are against the current curriculum. Additionally, some students (2% in the arts and 2% in science) decide to stay neutral.



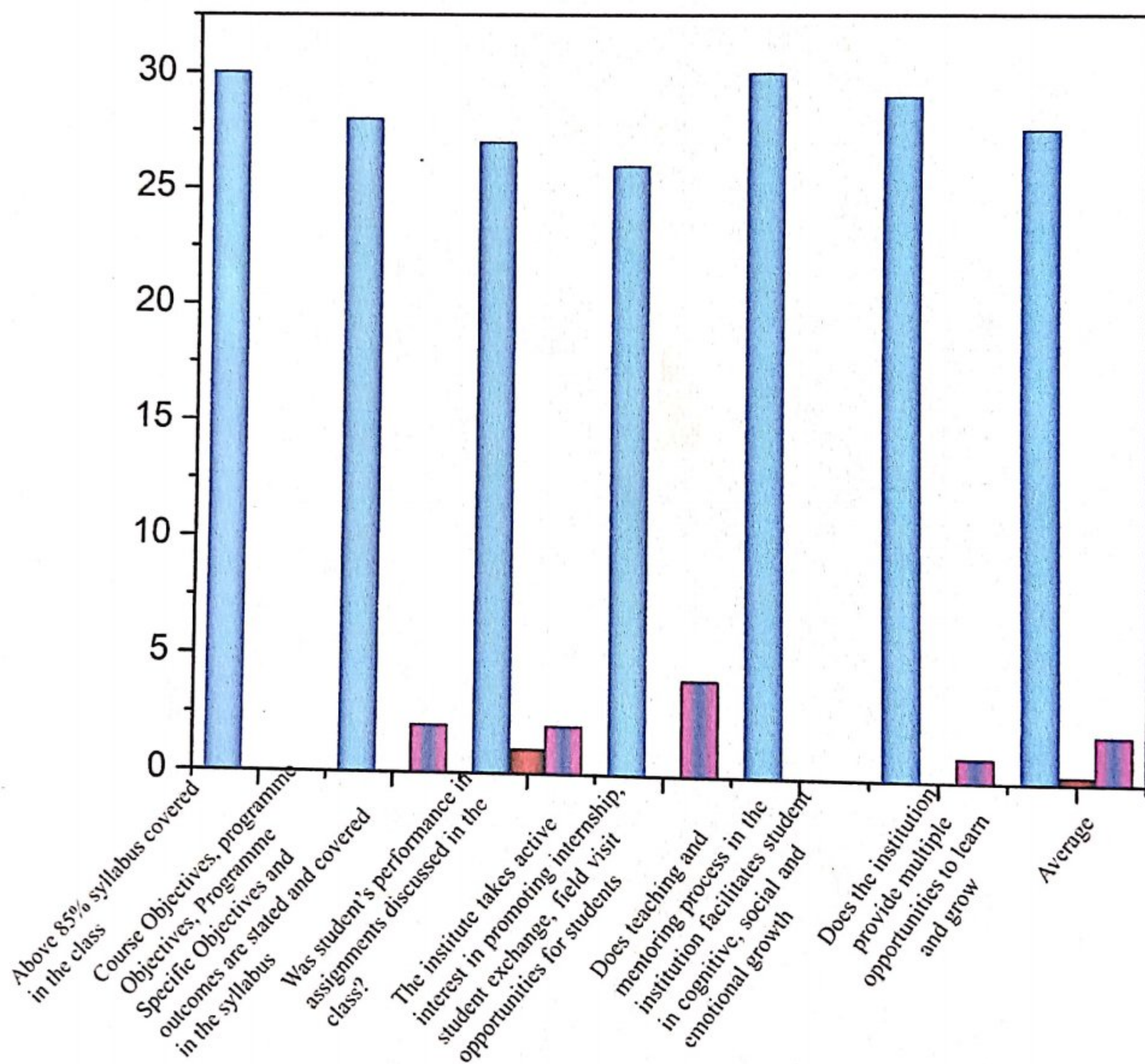


## Teacher's Feedback

Savitribai Phule Pune University has received feedback from 30 teachers on the syllabi of various programs. Among the respondents, 10 were male and 20 were female. The provided table summarizes the teacher feedback for each parameter.

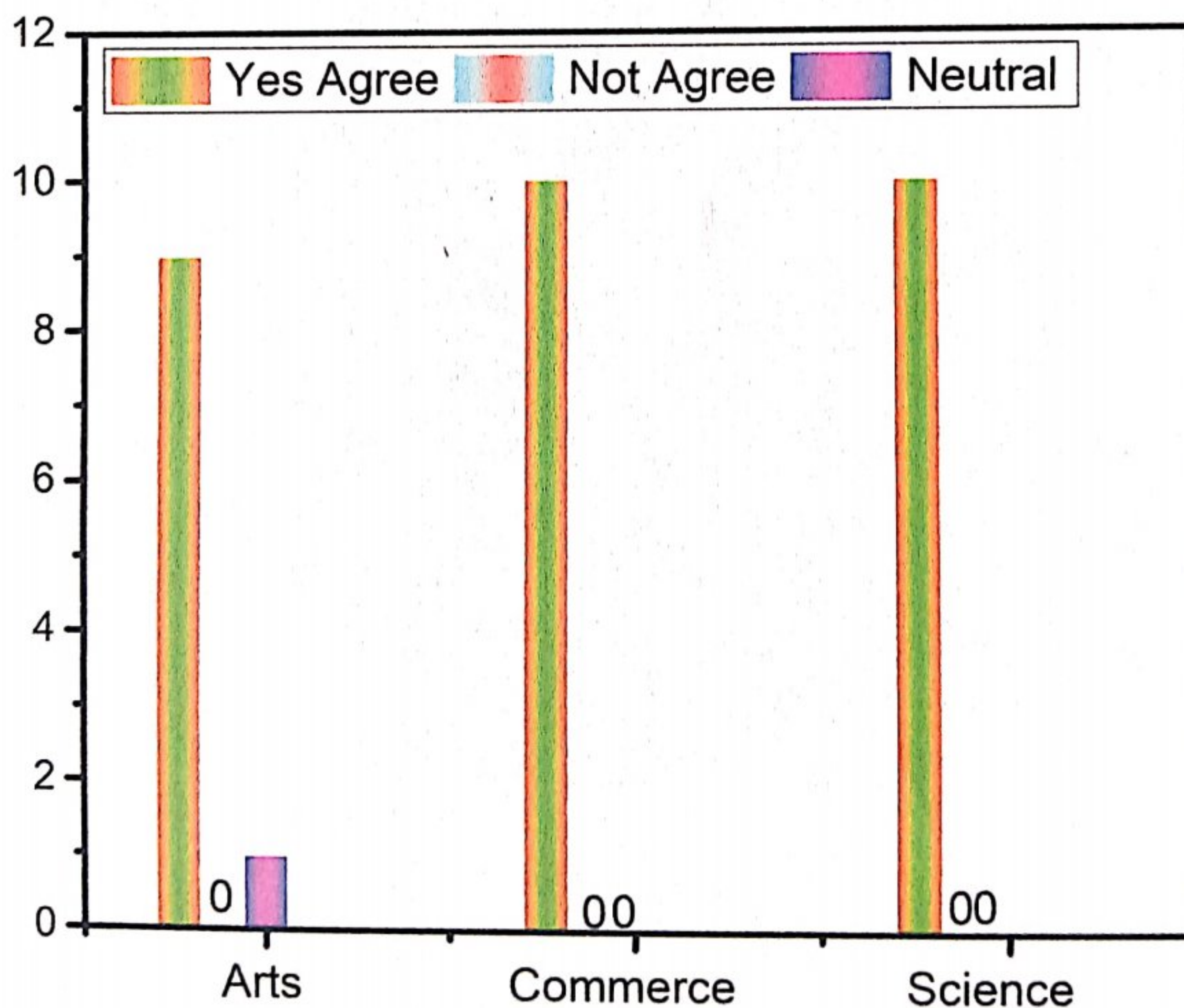
By analyzing this data, we can gain insights into overall satisfaction, parameter-wise performance, gender-based differences, and key themes in the feedback. We can then use these insights to provide actionable recommendations, such as curriculum revision, faculty development, and improved student feedback mechanisms.

To visualize the findings effectively, we can employ bar charts, pie charts, and word clouds. By leveraging these techniques, we can clearly communicate the results and support evidence-based decision-making for the university.





Sr. No	Particulars	Yes	No	Can't Decide
1	Above 85% syllabus covered in the class	30	0	0
2	Course Objectives, program Objectives, Program Specific Objectives and outcomes are stated and covered in the syllabus	28	0	2
3	Was student's performance in assignments discussed in the class?	27	1	2
4	The institute takes active interest in promoting internship, student exchange, field visit opportunities for students	26	0	4
5	Does teaching and mentoring process in the institution facilitates student in cognitive, social and emotional growth	30	0	0
6	Does the institution provide multiple opportunities to learn and grow	29	0	1
7	Average	27.6	0.3	2



A survey of 30 teachers from Savitribai Phule Pune University revealed positive feedback on the university's programs. The majority (93%) of respondents agreed that the course and program objectives were clear and well-integrated into the syllabus. Additionally, nearly 90% of teachers were satisfied with the teaching and mentoring process in the institution.



evident, with 86.6% of teachers affirming its support for internships, student exchanges, and field visits. All respondents agreed that the institution's teaching and mentoring practices fostered students' cognitive, social, and emotional growth. Furthermore, 97% of teachers acknowledged the university's provision of diverse learning opportunities. Most of the time overall feedback for evaluation point is more than the average value (4.2).

Most of the teachers agree with the current curriculum of the graduation and post-graduation level. There is only 2% of commerce and 2% from arts faculty members who cannot decide about the current syllabus.





# Alumni Feedback

A comprehensive analysis of feedback from 25 alumni of Savitribai Phule Pune University provides valuable insights into the perceived effectiveness of the current syllabus across various programs. The survey, which included 18 male and 7 female respondents, focused on key parameters such as overall development, global competence, and employability.

Sr. No	Particulars	Yes	No	Can't Decide
1	Curriculum design is suitable for meeting the overall development of students	22	1	2
2	Curriculum develops the global competence of students	23	0	2
3	Curriculum is suitable for employability in present scenario	20	2	3
4	Curriculum design is value based	23	0	2
5	Curriculum is based on Regional/National needs	22	0	3
6	Satisfied about current syllabus	23	0	2
7	Is the action plans for effective implementation of the curriculum satisfactory	21	2	2
8	Average	22	0.71	2.28

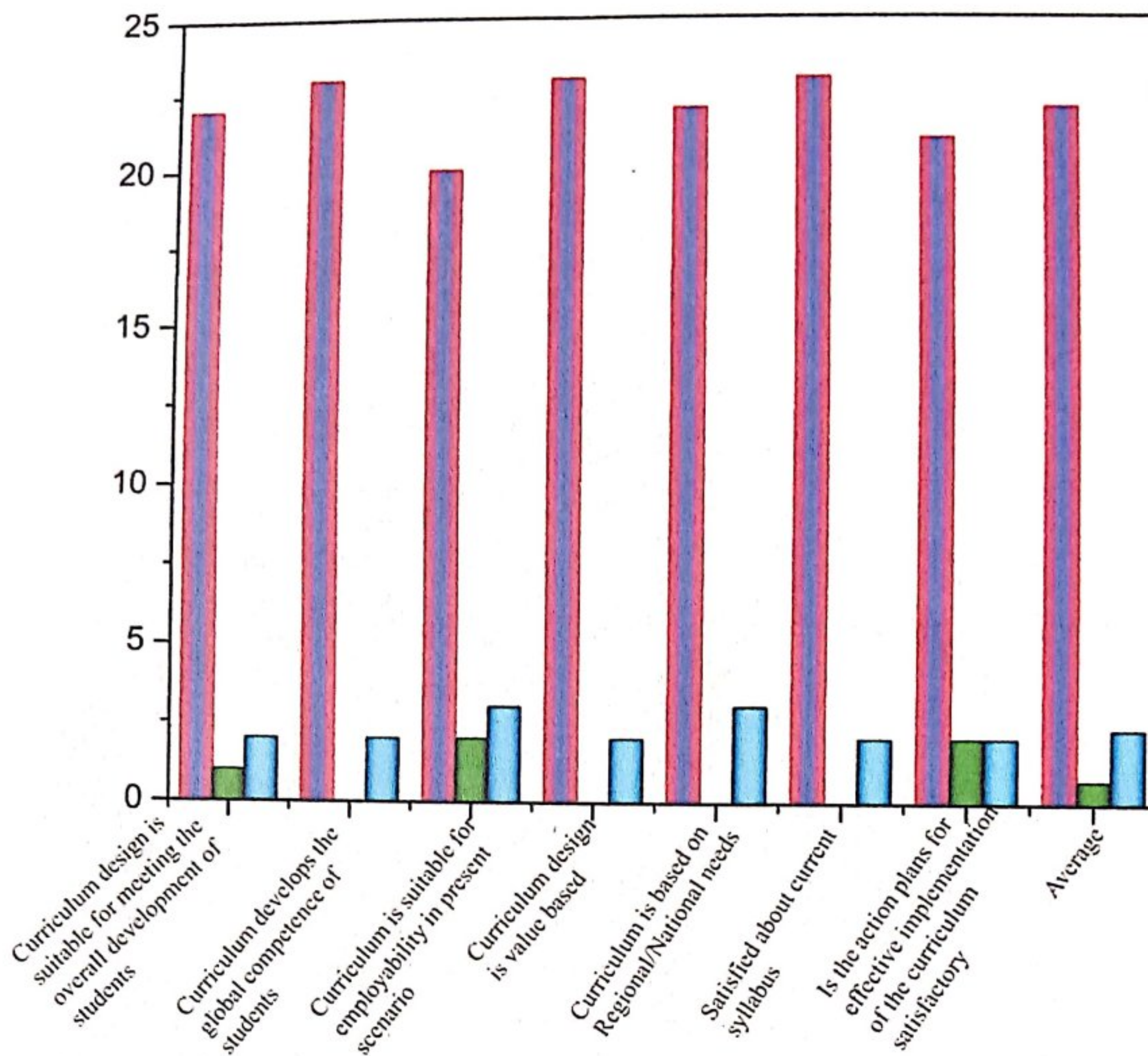
**Overall Satisfaction:** A significant majority of 88% of alumni expressed satisfaction with the current syllabus for its contribution to overall student development. Only 4% disagreed, while 8% remained undecided.

**Global Competence:** A substantial 92% of alumni believed the syllabus adequately equips students with the necessary skills and knowledge for global competence.

**Employability:** A significant portion (80%) of alumni were satisfied with the syllabus's ability to prepare graduates for current job market demands. 12% were undecided, and 8% disagreed.







#### Faculty-Wise Perception:

**Arts:** A resounding 94% of alumni from the Arts faculty were satisfied with the current syllabus.

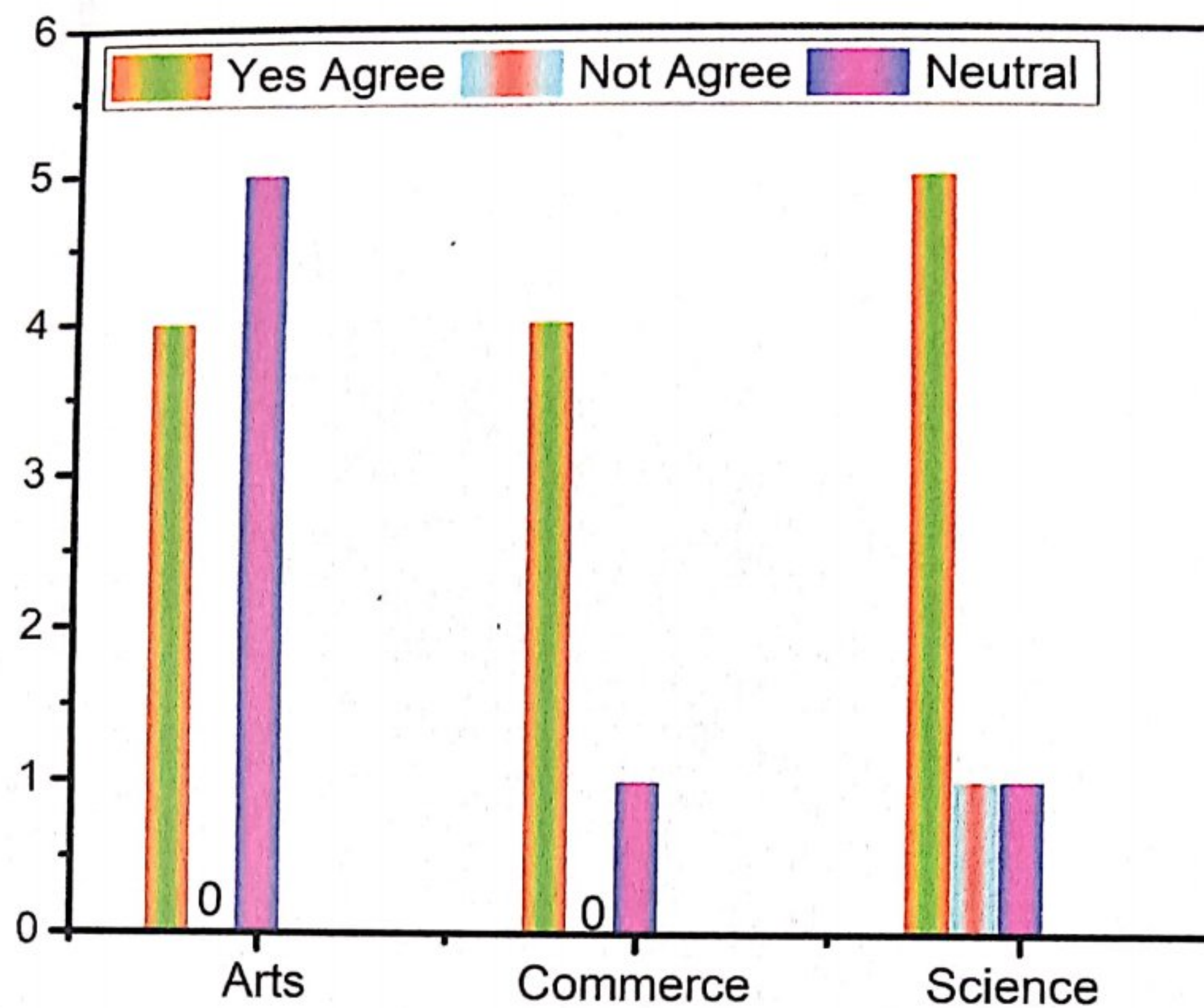
**Commerce:** 85% of alumni from the Commerce faculty expressed satisfaction.

**Science:** 90% of alumni from the Science faculty were content with the syllabus.

By addressing these areas, Savitribai Phule Pune University can further solidify its position as a leading institution and equip its graduates with the necessary skills to excel in a dynamic and globalized world.









# Employers Feedback

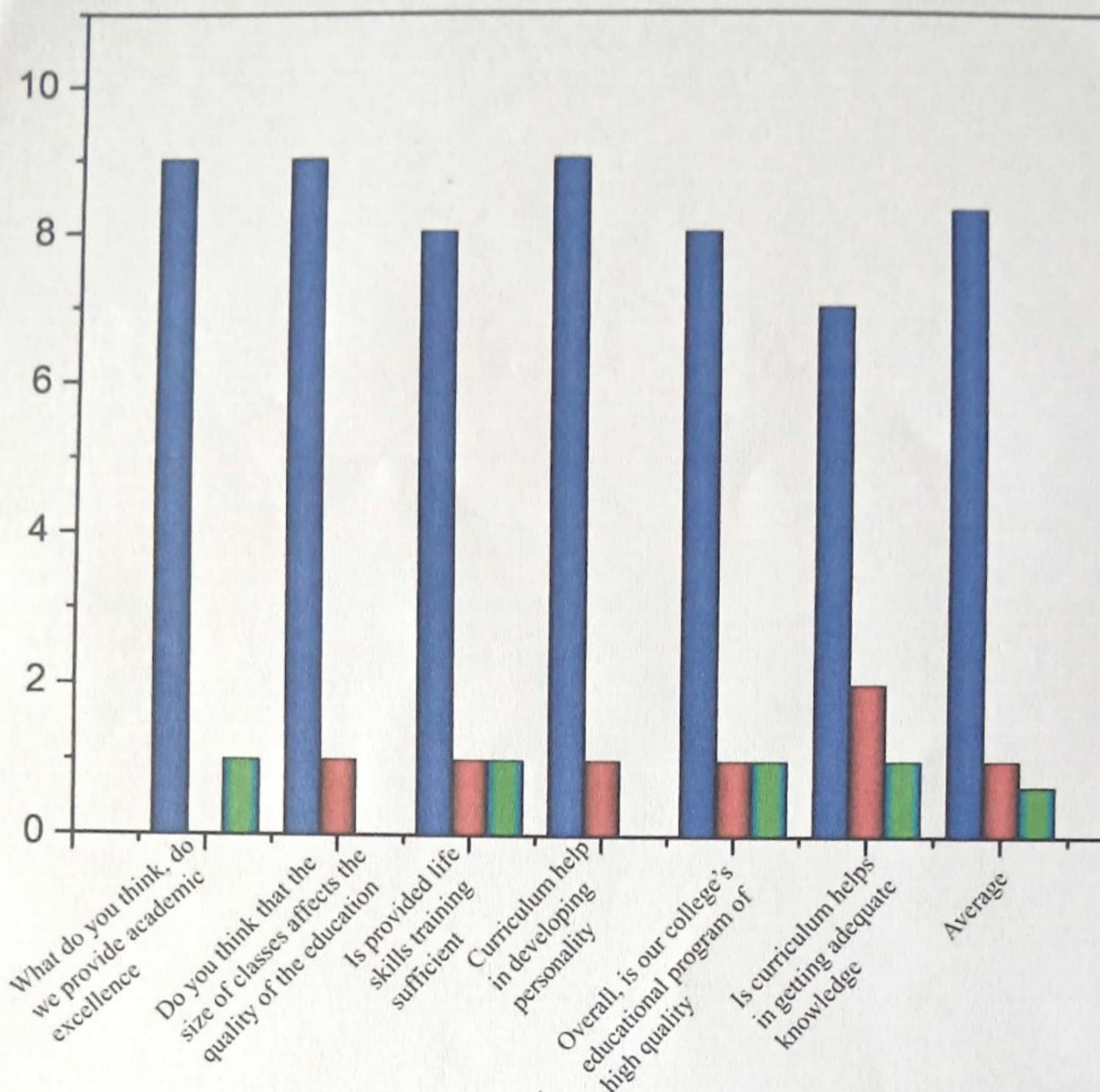
We have received 10 employer's feedback on the syllabus of various programmes designed by Savitribai Phule Pune University. Following chart and table show the summary (in %) of the responses given by employer for each parameter.

Sr. No	Particulars	Yes	No	Can't Decide
1	What do you think, do we provide academic excellence	9	0	1
2	Do you think that the size of classes affects the quality of the education	9	1	0
3	Is provided life skills training sufficient	8	1	1
4	Curriculum help in developing personality	9	1	0
5	Overall, is our college's educational program of high quality	8	1	1
6	Is curriculum helps in getting adequate knowledge	7	2	1
7	Average	8.3	1	0.66

About 90 % employers agree with the college providing excellence to the students 10% are not able to decide. Almost 90 % of the employers thinks that size of the class affects the quality of the education while 10 % did not agree with it. About 80 % of the employers satisfied with the life skills provided by the college and 10% are not satisfied with the training provided by the college 10 % cannot decide for the parameter. 90% of the employers agree with the curriculum helps to develop personality of the students whereas 10% employers do not agree with the current syllabus. About 80% employers agree with the college is providing high quality education through various programs to the students whereas 10% are not agree with the opinion. And 10 % of the employers cannot decide that the curriculum is helps in getting adequate knowledge to the students and 20% employer do not agree while 70% employers agree with the scenario.







Overall, most of the employers are satisfied with the current syllabus.

**Coordinator, IQAC**  
Arts, Science & Commerce  
College, Indapur, Dist-Pune



**\* PRINCIPAL**  
ARTS, SCIENCE AND  
COMMERCE COLLEGE  
INDAPUR-413106 DIST-PUNE







## Action Taken Report– 2019-20

Savitribai Phule Pune University prioritizes continuous improvement by actively engaging with various stakeholders. This collaborative approach involves gathering feedback from faculty, students, employers, and alumni to refine course curricula and enhance overall academic experience.


Key stakeholders play crucial roles in shaping the university's academic landscape:

- **Faculty** design and deliver courses, evaluate student performance, and participate in curriculum review processes.
- **Students** provide invaluable feedback on course content, teaching methods, and facilities, contributing to a more student-centric learning environment.
- **Employers** share insights into industry needs and graduate preparedness, ensuring curriculum relevance and aligning with market expectations.
- **Alumni** offer valuable perspectives on long-term career outcomes and suggest improvements based on their experiences.


The university's commitment to quality is evident in its proactive response to feedback. By analyzing student feedback, addressing concerns about teaching quality and communication skills, and taking appropriate action, the institution strives to maintain high academic standards.

Furthermore, the university actively seeks employer feedback to enhance faculty and staff performance, fostering a collaborative relationship between academia and industry.

Through these concerted efforts, Savitribai Phule Pune University aims to provide a comprehensive and impactful educational experience that empowers students to succeed in their academic and professional endeavors.

  
**Coordinator, IQAC**  
Arts, Science & Commerce  
College, Indapur, Dist-Pune



  
**PRINCIPAL**  
ARTS, SCIENCE AND  
COMMERCE COLLEGE  
INDAPUR-413 106 DIST-PUNE

