



Feedback Committee

Report of

Feedback Analysis on Curriculum **(Student, Teacher, Employer and Alumni)**

Academic Year: 2022-23

Submitted to

Internal Quality Assurance Cell

Feedback Analysis Report

Introduction and Objectives:

Indapur Taluka Shikshan Prasarak Mandal's, Arts, Science and Commerce College, Indapur was established in the year 1972. The college aims at the overall development of the students in the nearby rural area in order to become entrepreneurs and professionals in the respective disciplines. Every year a survey was conducted to assess the satisfaction of all the stakeholders (Students, Teachers, Employers and Alumni) regarding curriculum of the college. The college is permanently affiliated to Savitribai Phule Pune University, Pune and follow curriculum prescribed by university. Receiving positive or negative feedback from these stakeholders is important which are crucial in helping monitor and evaluate the provision. Listening to what stakeholder say is a contributing factor to running the college or institution successfully.

Methodology

Feedbacks are made available on college website every year and we ask the stakeholders to fill them. All the data was collected at the end of every academic year. The link of feedback form was made available to all stakeholders on their corresponding Class WhatsApp group and college website. Filling of feedback form is voluntary.

For the academic year 2022-23, there were 2505 students admitted in the college out of which about 295 students, 25 alumni, 30 teachers and 10 employers were responded to the survey. The analyses presented in this report are based on the responses received from these stakeholders to the survey.

Design of Feedback

The responses from the students were collected on the five-point scale

- 4 – Above 90%
- 3 – 70 – 89%
- 2 – 50 – 69%
- 1 – 30 – 49%
- 0 – Below 29%

And the responses from the teachers, alumni and employers were collected on the three-point scale.

- 1. Yes
- 2. No
- 3. Can't decide



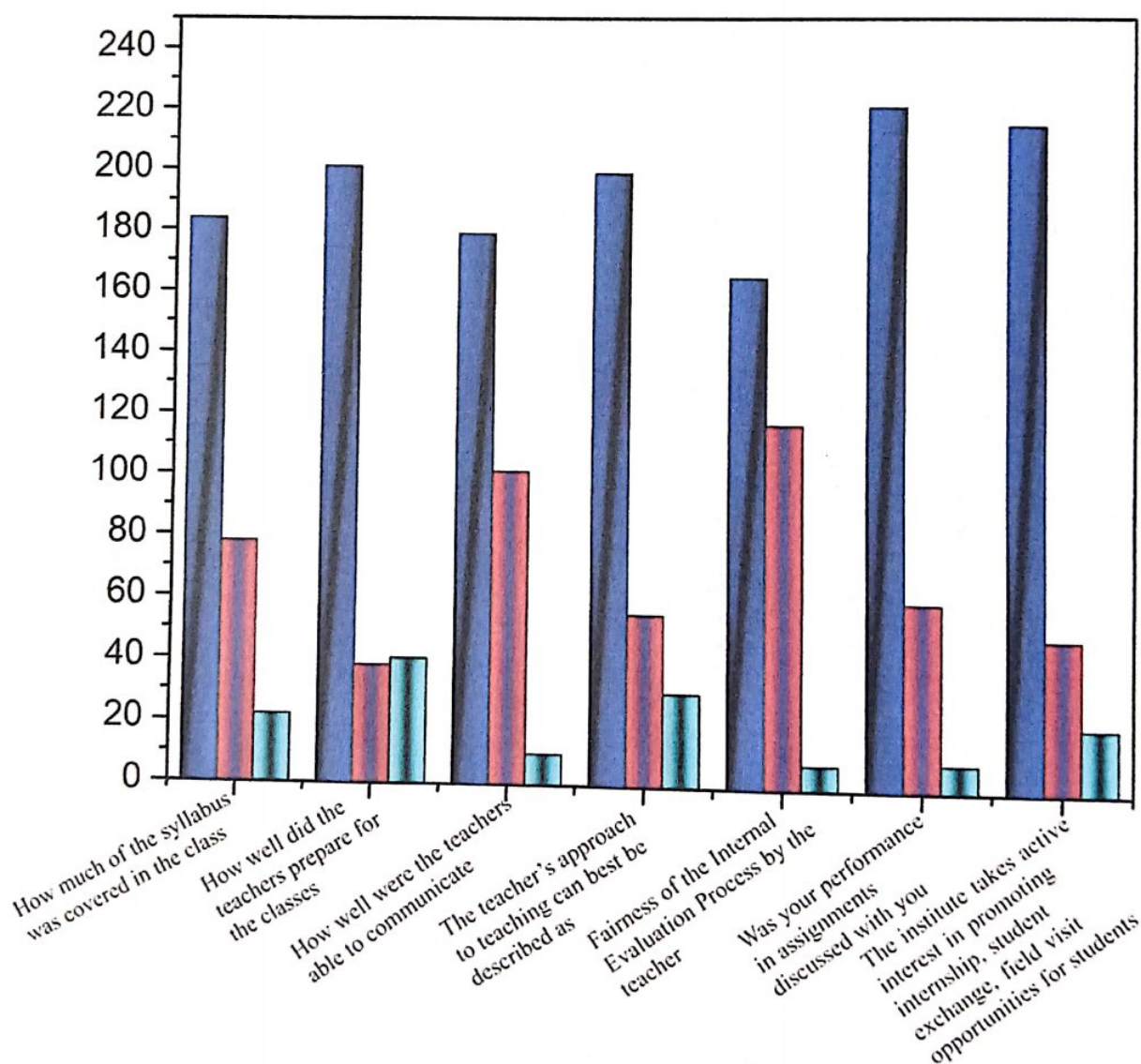
Overall Evaluation

Feedback was collected and analyzed by Feedback Committee of the college. Opinion of all the stakeholders is obtained about each parameter in percentage.

- **Student Feedback**

The respondent sample is broadly representative of the student population with respect to gender, program level and course. We have received 295 feedbacks of the students on syllabus of various program designed by Savitribai Phule Pune University. There are 150 females and 145 male candidates have responded to the survey sample.

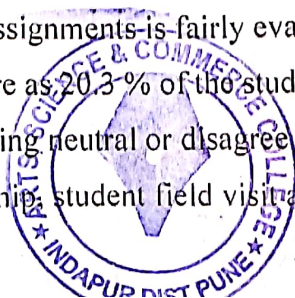
Following chart and table shows the summary of the responses given by students for each parameter.



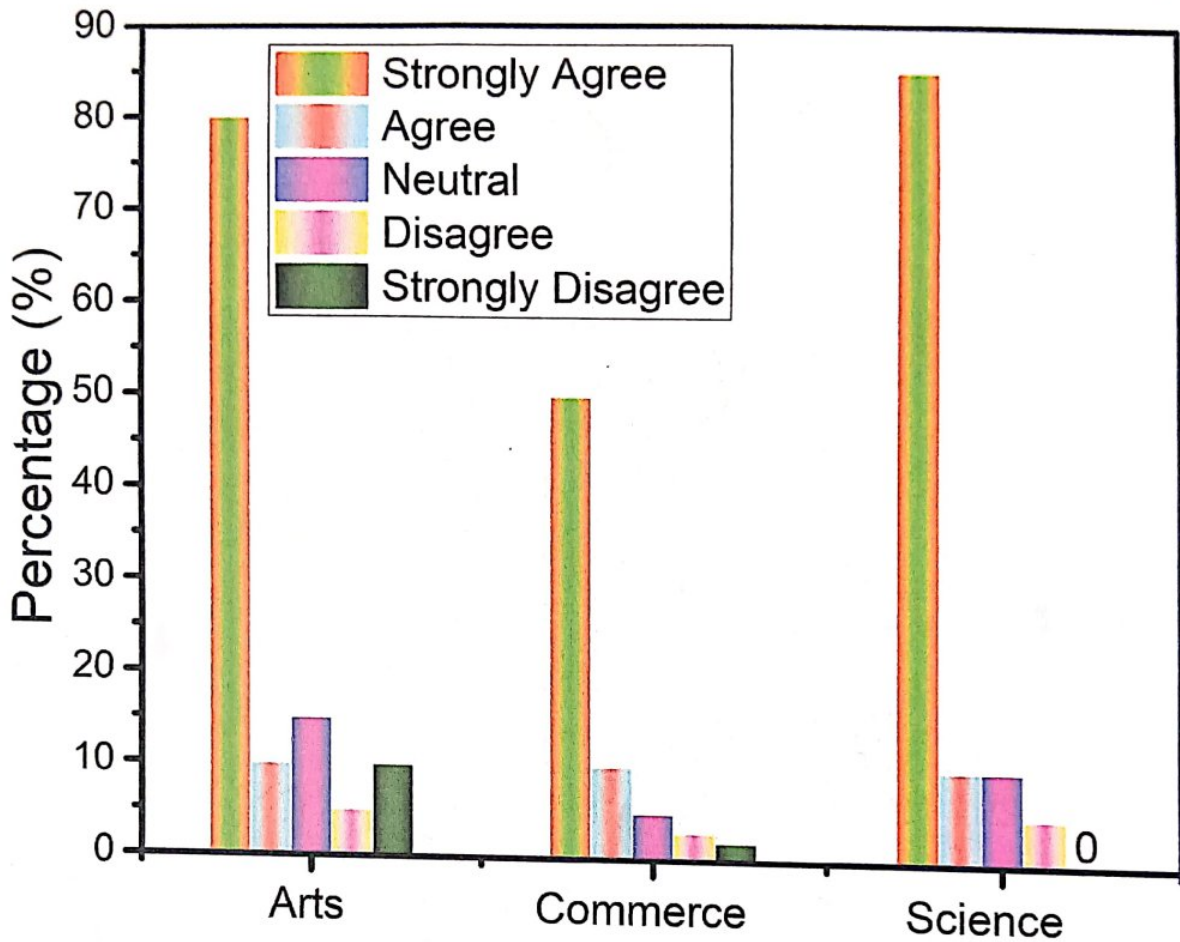
	Strongly Agree	Agree	Neutral	Disagree	Strongly Disagree
How much of the syllabus was covered in the class	184	78	22	10	1
How well did the teachers prepare for the classes	201	38	40	11	5
How well were the teachers able to communicate	179	101	10	3	2
The teacher's approach to teaching can best be described as	199	55	30	8	3
Fairness of the Internal Evaluation Process by the teacher	165	117	8	5	0
Was your performance in assignments discussed with you	221	60	9	2	3
The institute takes active interest in promoting internship, student exchange, field visit opportunities for students	215	49	21	8	2
Average	194.85	71.14	20.00	6.71	2.28

About 62.3 % students strongly agree and 26.4 % agree with the entire syllabus covered in the class while 10 % deny or strongly disagree with the opinion. 68.13 % of the students are strongly agree and 12.8 % agree with the preparation of the teachers in the class where as 13.5 % student remains neutral while 5.4 % students are disagree. In case of teacher's communication with the students, 60.6 % of the students strongly agree where as 34.2 % are agree with the parameter. About 3.3 % of the students remain neutral while 1.7 % disagrees or strongly disagree with the opinion. About 67.4 % student strongly appreciate the teaching skills of the teachers where as 11.6 % agrees with parameter. 10.1 % of the students not able to decide therefore they remain neutral while 3.7 % are disagree or strongly disagree. Teachers fairly evaluate the students in internal examination indicated by the 55.9 % of the students with which 39.6 % students agrees. On the other hand about 2.7 % of the students are remaining neutral and about 1.7 % disagree with the opinion.

Performance of the students in assignments is fairly evaluated by the teachers is appreciated by the 74.9 % of the stakeholders where as 20.3 % of the students agrees. On the other hand about 3.0 % of the students are either remaining neutral or disagree with the parameter. Our institute actively take part in promoting internship, student field visit and student exchange program says



72.8 % of the students and 16.6 % are agree with it. About 7.1 % are remain neutral while 3.3 % of the students are disagree or strongly disagrees with the opinion.



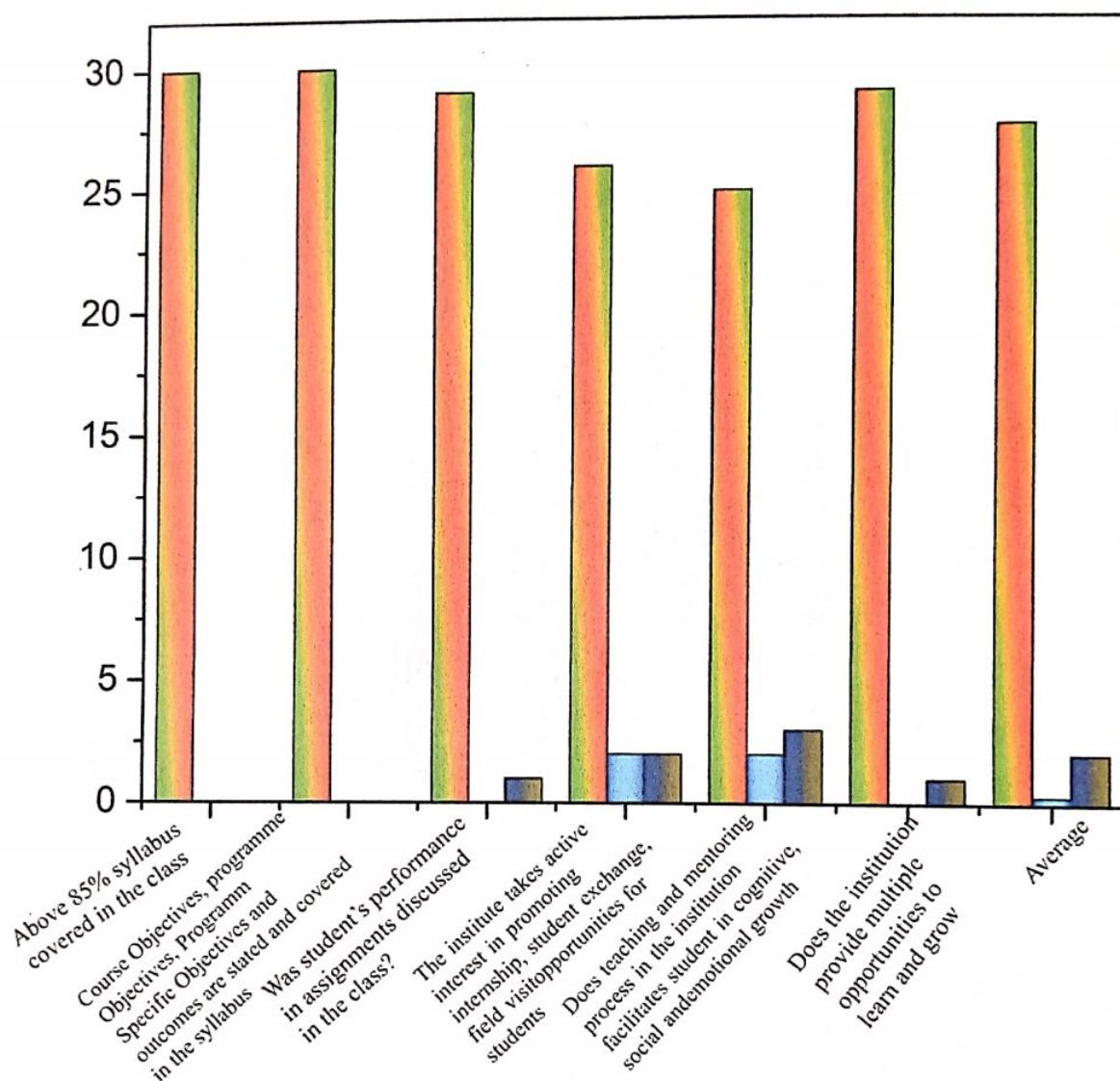
Overall feedback for each evaluation point is more than the average value (4.2).

Most of the students (30 % arts, 40 % commerce and 30 % science) strongly agree with the current curriculum of the graduation. There are no students who oppose current syllabus. There are also some students (2% arts and 2% Science) who choose to remain neutral.



Teacher's Feedback

We have received feedback from 30 teachers on the syllabus of various programmes designed by Savitribai Phule Pune University. There are 10 males and 20 female respondents in the survey sample. Following table shows the summary of the responses given by teacher for each parameter.

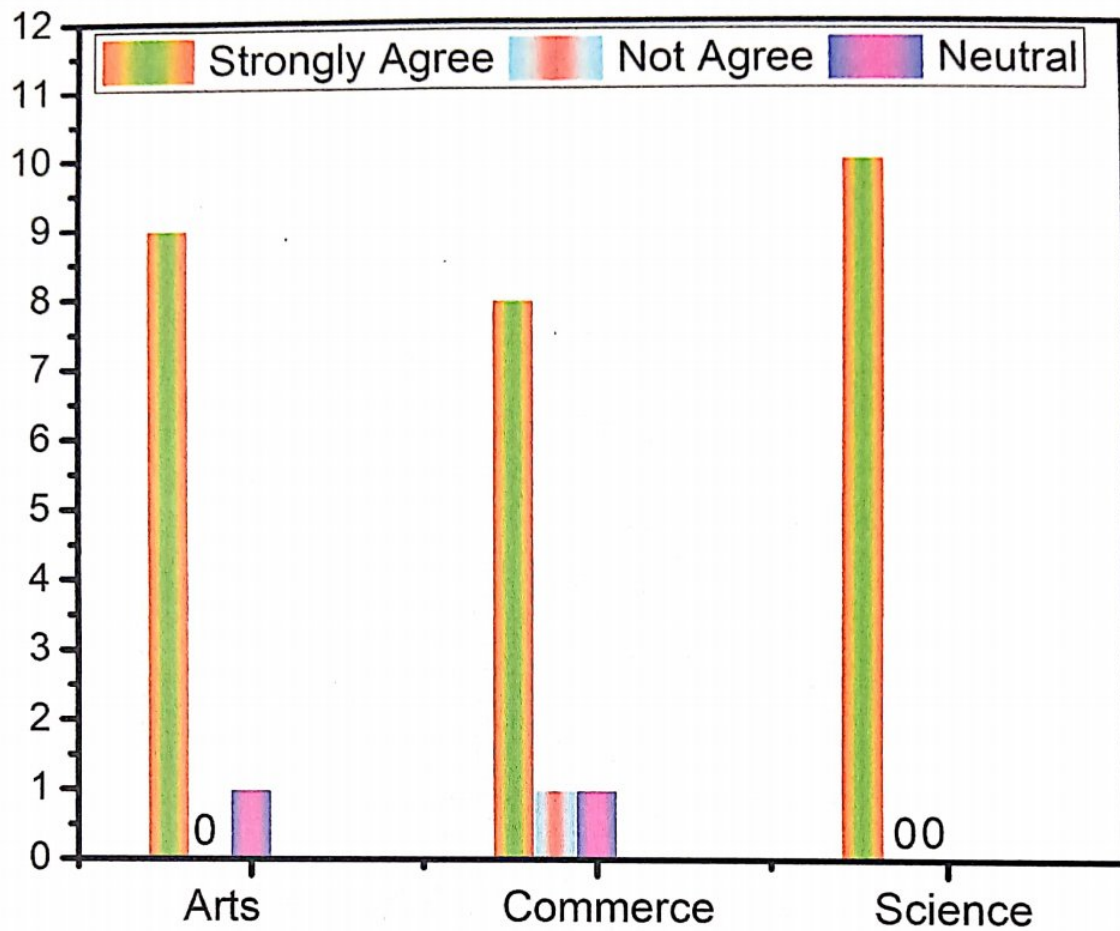


Sr. No	Particulars	Yes	No	Can't Decide
1	Above 85% syllabus covered in the class	30	0	0
2	Course Objectives, programme Objectives, Programme Specific Objectives and outcomes are stated and covered in the syllabus	30	0	0
3	Was student's performance in assignments discussed in the class?	29	0	1
4	The institute takes active interest in promoting internship, student exchange, field visit opportunities for students	26	2	2
5	Does teaching and mentoring process in the institution facilitates student in cognitive, social and emotional growth	25	2	3
6	Does the institution provide multiple opportunities to learn and grow	29	0	1
	Average	27.6	0.3	2

All the teachers are covered almost 100% syllabus in the academic year. About 100 % teachers agree with the course objectives, program objectives, program specific objectives and outcomes are stated and covered in the syllabus and zero teachers cannot decide. There are about 96.5 % teachers are convinced with the performance of the students discussed in the class while 3.5 % are not able to decide. About 86.6 % teachers are agree with the active interest of the college in promoting internship, student exchange, field visit opportunities for students and 6.6 % of the teachers oppose it however 6.6 % are agreeing with the opinion. cannot decide. 83.3 % teachers agree with the teaching and mentoring process in the institution facilitates student in cognitive, social and emotional growth and 6.6 are disagree with it however 10 % of it not able to decide the parameter. Almost 96.6 % teachers are accepted that the college provides multiple opportunities to learn and grow where as 3.3 % teachers are not able to decide for the same.



Most of the time overall feedback for evaluation point is more than the average value (4.2)



Most of the teachers agree with the current curriculum of the graduation and post-graduation level. There is only 2% of commerce and 2% from arts faculty members who cannot decide about the current syllabus.



Alumni Feedback

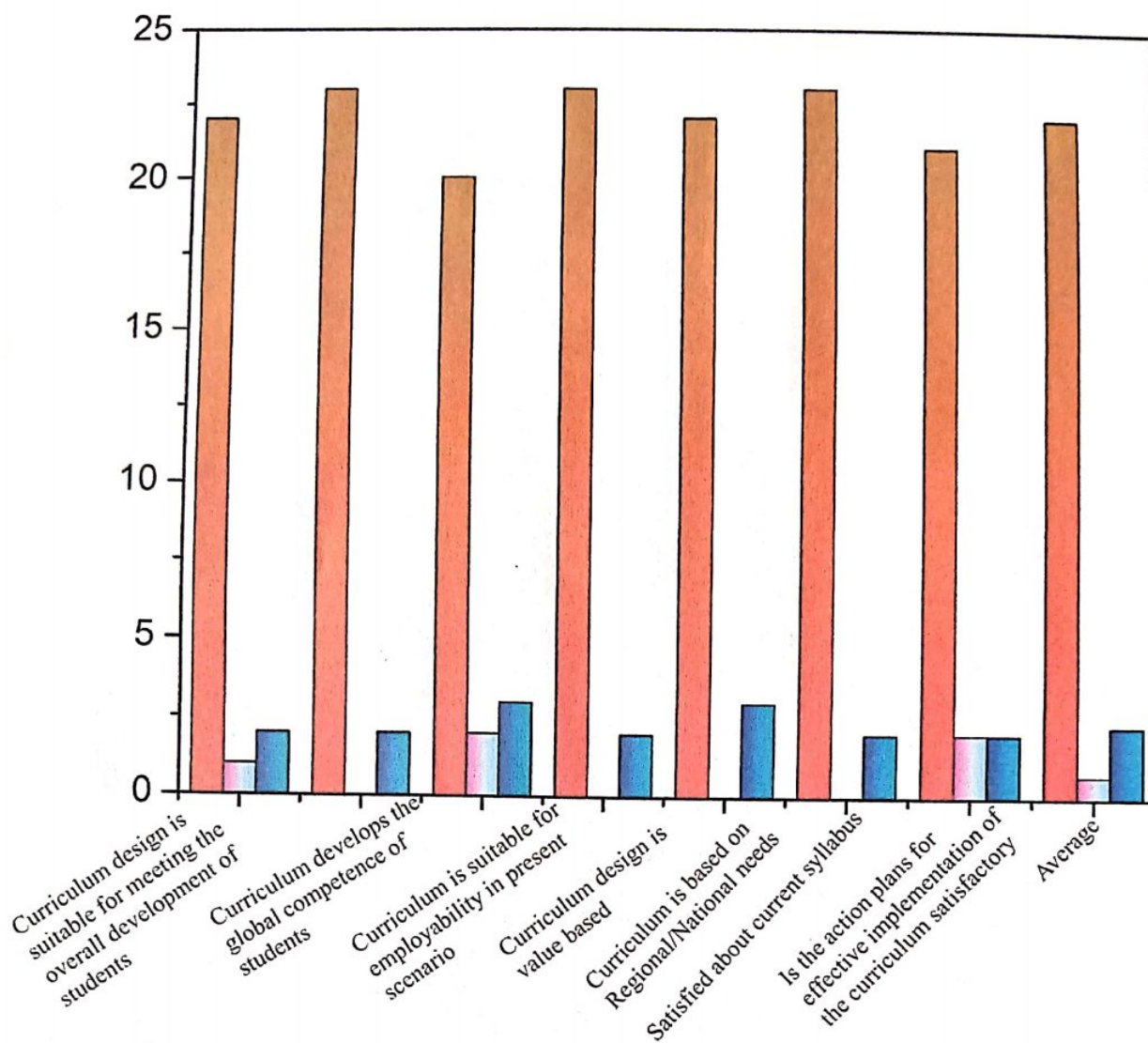
We are received 25 alumnus feedbacks on the syllabus of various programmes designed by Savitribai Phule Pune University. There are 7 females and 18 male respondents in the survey sample. Following chart and table shows the summary (in %) of the responses given by alumnus for each parameter.

Sr. No	Particulars	Yes	No	Can't Decide
1	Curriculum design is suitable for meeting the overall development of students	22	1	2
2	Curriculum develops the global competence of students	23	0	2
3	Curriculum is suitable for employability in present scenario	20	2	3
4	Curriculum design is value based	23	0	2
5	Curriculum is based on Regional/National needs	22	0	3
6	Satisfied about current syllabus	23	0	2
7	Is the action plans for effective implementation of the curriculum satisfactory	21	2	2
8	Average	22	0.71	2.28

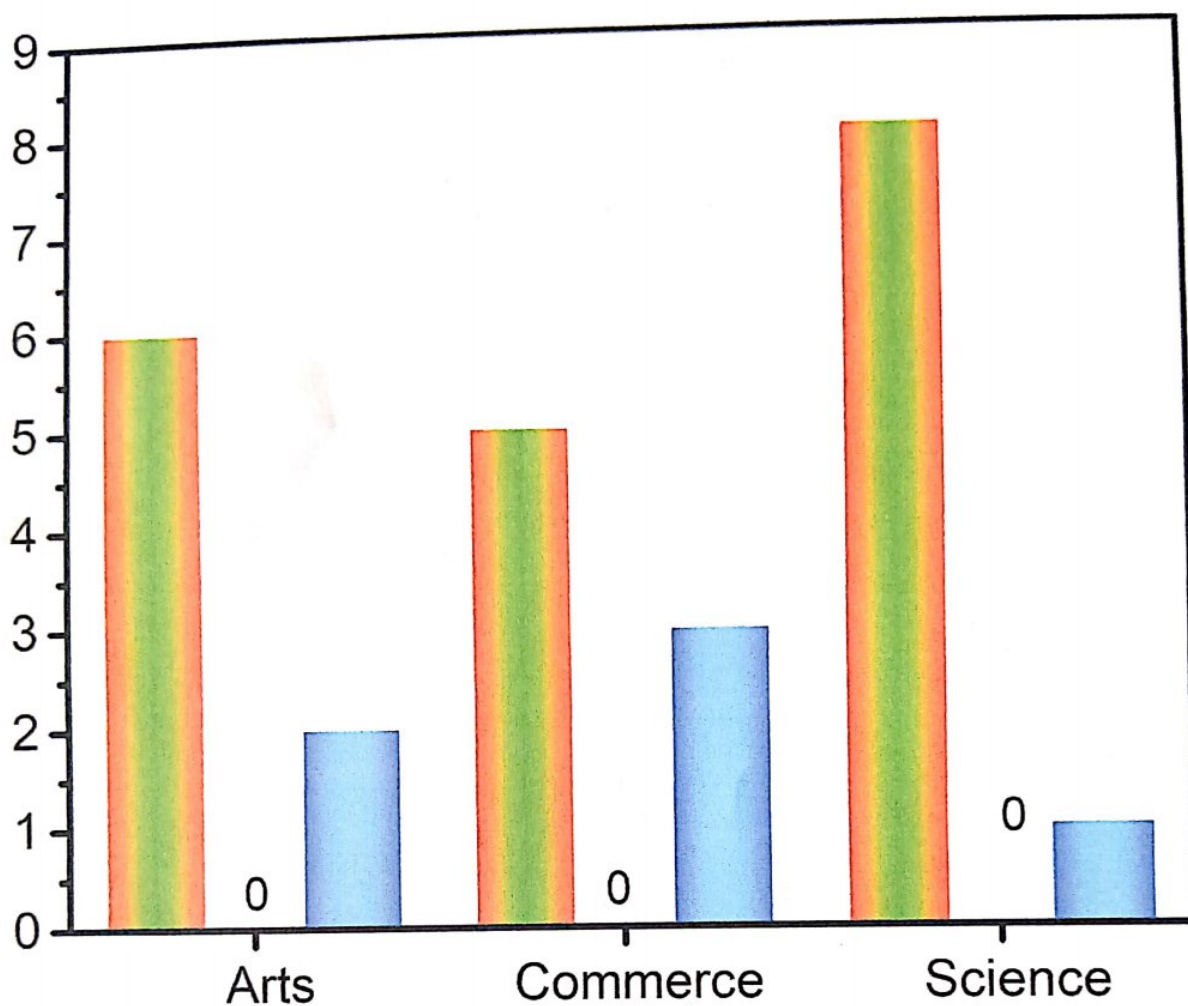
About 88 % of alumni think that the current syllabus of the course program is suitable for overall development of the student and 8 % of it can't decide whereas only 4% of the alumni did not agree with the syllabus for overall development of the student. For global competence current syllabus is suitable says about 92 % alumni while 8 % not agree with the opinion. 80 % alumni satisfied with the syllabus which is capable of employability in the current scenario while 8 % did not agree with the opinion whereas 12 % are not able to decide. Overall most of the alumni are satisfied with the current syllabus and rest are not able to express the opinion.

(Insert bar graph)





Overall feedback for each evaluation point is more or less above the average value (4.2) except parameter fifth and seventh.



Most of the alumni who did their graduation from arts and commerce and science faculty (94%, 85%, 90%) completely agree with the current syllabus adopted by institution, whereas some of the alumnus 6% from arts, 15% from commerce and 10% from science stream do not agree with it.



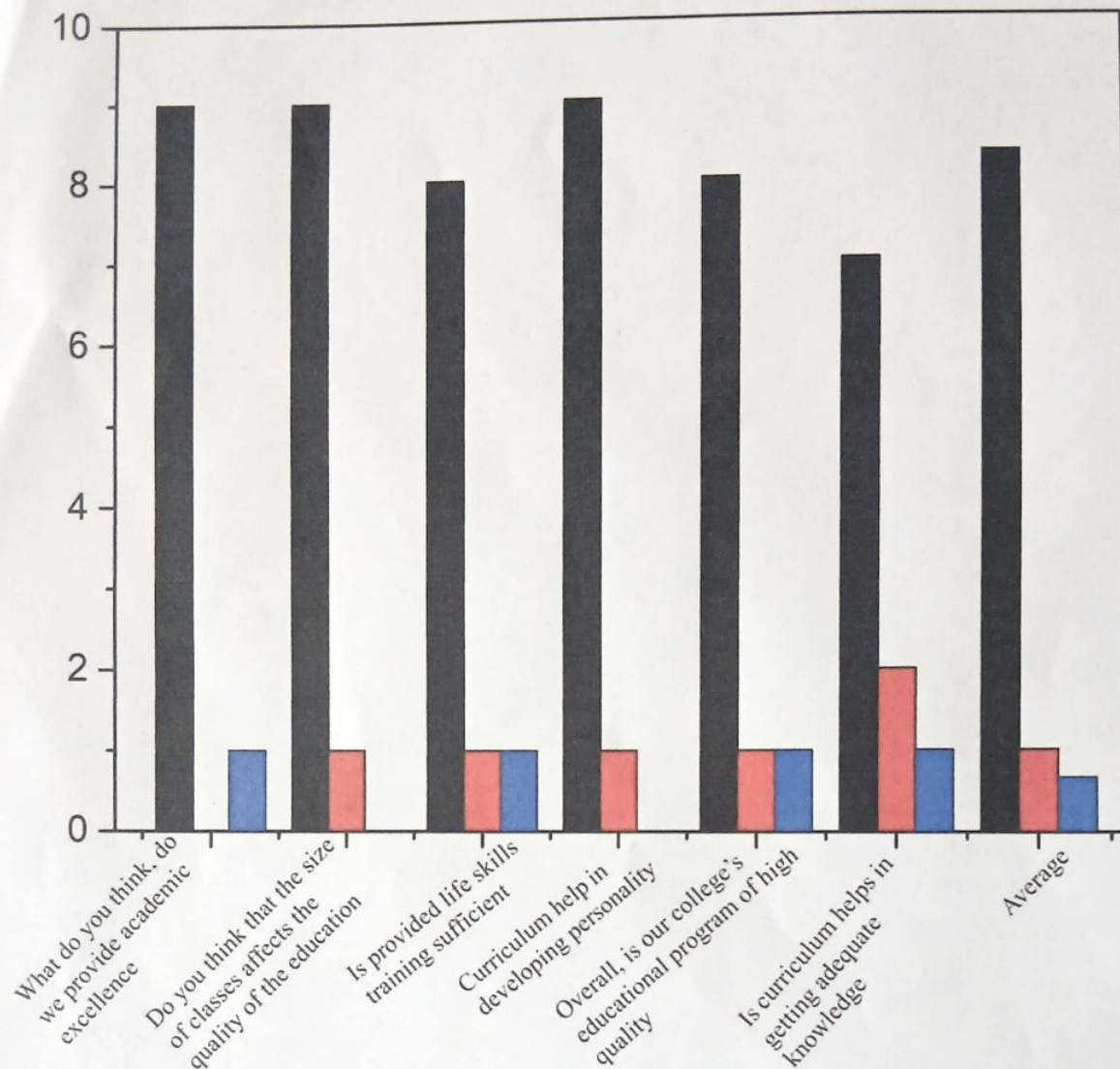
Employers Feedback

We have received 10 9 on the syllabus of various programmes designed by Savitribai Phule Pune University. Following c8hart and table show the summary (in %) of the responses given by employer for each parameter.

Sr. No	Particulars	Yes	No	Can't Decide
1	What do you think, do we provide academic excellence	9	0	1
2	Do you think that the size of classes affects the quality of the education	9	1	0
3	Is provided life skills training sufficient	8	1	1
4	Curriculum help in developing personality	9	1	0
5	Overall, is our college's educational program of high quality	8	1	1
6	Is curriculum helps in getting adequate knowledge	7	2	1
7	Average	8.3	1	0.66

About 90 % employers agree with the college providing excellence to the students 10% is not able to decide. Almost 90 % of the employers think that size of the class affect the quality of the education while 10 % did not agree with it. About 80 % of the employers satisfied with the life skills provided by the college and 10% are not satisfied with the training provided by the college 10 % cannot decide for the parameter. 90% of the employers agree with the curriculum helps to develop personality of the students whereas 10% employers do not agree with the current syllabus. About 80% employers agree with the college is providing high quality education through various programs to the students whereas 10% are not agree with the opinion. And 10 % of the employers cannot decide that the curriculum is helps in getting adequate knowledge to the students and 20% employer do not agree while 70% employers agree with the scenario.





Overall most of the employers are satisfied with the current syllabus.

[Signature]

Coordinator, IQAC
Arts, Science & Commerce
College, Indapur, Dist-Pune



[Signature]

PRINCIPAL
ARTS, SCIENCE AND
COMMERCE COLLEGE
INDAPUR-413106 DIST-PUNE



Action Taken Report – 2022-23

Last year, we diligently analysed feedback from stakeholders and promptly addressed their concerns. In response, we expanded our sports program, leading to increased student participation at zonal, university, and state levels. Additionally, we enriched our physics and chemistry curricula with more industrial instrument-based topics.

To maintain our commitment to student and faculty well-being, we took decisive action against individuals who did not meet expectations, such as Shaikh Safiya Sikandar and Bhong Sopan Tatyaram.

Continuing our focus on improvement, we collected feedback from students, alumni, employers, and faculty at the end of the 2022-23 academic year. Key suggestions included incorporating computer-based practical's into the SY BSc Physics syllabus, implementing smart classrooms, and introducing C-programming practical's in the TY BSc course. We have shared these valuable insights with the relevant authorities."

Key improvements:

- **Conciseness:** Removed redundant phrases and streamlined sentence structure.
- **Clarity:** Used clearer language and avoided jargon.
- **Focus:** Highlighted key actions and outcomes.
- **Positive tone:** Emphasized the institution's proactive approach and commitment to improvement.

By implementing these suggestions, the revised text provides a more concise, clear, and impactful summary of the institution's efforts and plans.

Coordinator, IQAC
Arts, Science & Commerce
College, Indapur, Dist-Pune



PRINCIPAL
ARTS, SCIENCE AND
COMMERCE COLLEGE
INDAPUR-413106 DIST-PUNE