



Criterion II: Teaching- Learning and Evaluation

2.6 Student Performance and Learning Outcomes

2.6.3

Pass percentage of Students during last five years

Indapur Taluka Shikshan Prasarak Mandal's
ARTS, SCIENCE AND COMMERCE COLLEGE, INDAPUR

(Best College Awardee of S.P.P.U. Pune, 2014)
Affiliated to Savitribai Phule Pune University, Pune



INDEX

Sr. No.	Particulars	Page No.
1.	Declaration	01
2.	Result for Academic Year 2022-23	02 to 03
3.	Result for Academic Year 2021-22	04 to 05
4.	Result for Academic Year 2020-21	06 to 07
5.	Result for Academic Year 2019-20	08 to 09
6.	Result for Academic Year 2018-19	10 to 11



Indapur Taluka Shikshan Prasarak Mandal's
ARTS, SCIENCE & COMMERCE COLLEGE, INDAPUR
(Best College Awardee of University of Pune, 2014)



॥ विद्या परमं देवतम् ॥

Dr. Jiwan Pandurang Sarwade

Principal,
Msc,PHD,FZSI,FAZI,DAI. (Israel)

DECLARATION

We hereby declare that, the information in the form of supporting documents, reports, numerical data, etc, provided/submitted/presented in this file was verified by Internal Quality Assurance Cell (IQAC) of this college and found to be correct.


This declaration is for the purpose of NAAC accreditation of HEI for 4th Cycle period 2018-19 to 2022-23.

Date: 30.09.2024

Place: Indapur


Coordinator, IQAC
Arts, Science & Commerce
College, Indapur, Dist-Pune




PRINCIPAL
ARTS, SCIENCE AND
COMMERCE COLLEGE
INDAPUR-413106 DIST-PUNE

Arts, Science & Commerce College, Indapur, Dist. Pune - 413 106

[University of Poona, Code No. : Id/PU/PN/ASC/032/(1972)] • Website : www.ascicollege.org

Resi.: Principal's Quarter, Arts, Science & Commerce College, Indapur, Dist. Pune. Mobile : 9423250917


Phone / Fax : (02111) 223102 • e-mail : ascicollege@gmail.com • j.sarwade@rediffmail.com

**Indapur Taluka Shikshan Prasarak Mandal's
Arts, Science & Commerce College, Indapur
Result: Academic Year 2022-23 (UG)**

Programme Name	Programme Specialization	No. of students appeared in the final year examination	No. of students passed in the final year examination	Pass %
B.A.	English	4	4	100.00
	Marathi	13	1	7.69
	Hindi	7	5	71.42
	Economics	14	2	14.28
	Geography	22	12	54.55
	History	5	5	100.00
	Political Science	12	5	41.66
	Psychology	5	5	100.00
Total		82	39	47.56
B.Sc.	Physics	5	4	80.00
	Chemistry	63	27	42.85
	Zoology	17	15	88.23
	Mathematics	9	9	100.00
	Microbiology	16	8	50.00
	Geography	2	1	50.00
Total		112	64	57.14
B.Com.	T.Y.B.Com.	154	103	66.88
B.B.A. (C.A.)	T.Y.B.B.A. (C.A.)	15	12	80.00
B.Voc.	T.Y.B.Voc.	10	10	100.00


C. E. O.
ARTS, SCIENCE AND
COMMERCE COLLEGE
INDAPUR-413106 DIST-PUNE





PRINCIPAL
ARTS, SCIENCE AND
COMMERCE COLLEGE
INDAPUR-413106 DIST-PUNE

**Indapur Taluka Shikshan Prasarak Mandal's
Arts, Science & Commerce College, Indapur
Result: Academic Year 2022-23 (PG)**

Programme Name	Programme Specialization	No. of students appeared in the final year examination	No. of students passed in the final year examination	Pass %
M.A.	Marathi	13	13	100.00
	Economics	16	7	43.75
	History	5	2	40.00
	Hindi	7	7	100.00
	Pol. Science	11	9	81.82
Total		52	38	73.08
M.Sc.	Organic Chemistry	43	33	76.74
	Physics	11	9	81.82
	Analytical Chemistry	35	18	51.43
	Zoology	18	15	83.33
	Inorganic Chemistry	12	4	33.33
	Microbiology	24	20	83.33
	Geography	7	4	57.14
Total		150	103	68.67
M.Com.	Advance Accounting & Taxation	32	24	75.00


C. E. O.
ARTS, SCIENCE AND
COMMERCE COLLEGE
INDAPUR-413106 DIST-PUNE




PRINCIPAL
ARTS, SCIENCE AND
COMMERCE COLLEGE
INDAPUR-413106 DIST-PUNE

Indapur Taluka Shikshan Prasarak Mandal's
Arts, Science & Commerce College, Indapur
Result: Academic Year 2021-22 (UG)

Programme Name	Programme Specialization	No. of students appeared in the final year examination	No. of students passed in the final year examination	Pass %
B.A.	English	8	5	62.50
	Marathi	12	9	75.00
	Hindi	9	5	55.55
	Economics	21	15	71.42
	Geography	25	11	44.00
	History	25	15	60.00
	Political Science	45	29	64.44
	Psychology	15	14	93.33
Total		160	103	64.38
B.Sc.	Physics	19	12	63.16
	Chemistry	100	51	51.00
	Zoology	26	25	96.15
	Mathematics	12	7	58.33
	Microbiology	40	26	65.00
	Geography	3	1	33.33
Total		200	122	61.00
B.Com.	T.Y.B.Com.	229	172	75.11
B.B.A. (C.A.)	T.Y.B.B.A. (C.A.)	28	23	82.14
B.Voc.	T.Y.B.Voc.	40	40	100.00


C. E. O.
 ARTS, SCIENCE AND
 COMMERCE COLLEGE
 INDAPUR-413106 DIST-PUNE




PRINCIPAL
 ARTS, SCIENCE AND
 COMMERCE COLLEGE
 INDAPUR-413106 DIST-PUNE

**Indapur Taluka Shikshan Prasarak Mandal's
Arts, Science & Commerce College, Indapur
Result: Academic Year 2021-22 (Arts Faculty)**

Programme Name	Programme Specialization	No. of students appeared in the final year examination	No. of students passed in the final year examination	Pass %
M.A.	Marathi	3	3	100.00
	Economics	18	12	66.67
	History	14	14	100.00
	Hindi	7	6	85.71
	Pol. Science	17	14	82.23
Total		59	49	83.05
M.Sc.	Organic Chemistry	26	19	73.08
	Physics	30	28	93.33
	Analytical Chemistry	24	18	75.00
	Zoology	16	16	100.00
	Geography	10	7	70.00
Total		106	88	83.02
M.Com.	Advance Accounting & Taxation	50	31	62.00



C. E. O.
ARTS, SCIENCE AND
COMMERCE COLLEGE
INDAPUR-413106 DIST. PUNE






PRINCIPAL
ARTS, SCIENCE AND
COMMERCE COLLEGE
INDAPUR-413106 DIST. PUNE

Indapur Taluka Shikshan Prasarak Mandal's
Arts, Science & Commerce College, Indapur
Result: Academic Year 2020-21 (UG)

Programme Name	Programme Specialization	No. of students appeared in the final year examination	No. of students passed in the final year examination	Pass %
B.A.	English	11	11	100.00
	Marathi	12	9	75.00
	Hindi	6	4	66.66
	Economics	41	29	70.73
	Geography	27	24	88.88
	History	39	26	66.66
	Political Science	47	23	48.94
	Psychology	10	9	90.00
Total		193	135	69.95
B.Sc.	Physics	24	23	95.83
	Chemistry	93	91	97.84
	Zoology	38	33	86.84
	Mathematics	20	19	95.00
	Microbiology	43	42	97.67
	Botany	11	11	100.00
	Geography	8	7	87.50
Total		237	226	95.35
B.Com.	T.Y.B.Com.	193	166	86.01
B.B.A.(C.A.)	T.Y.B.B.A. (C.A.)	35	34	97.14


C.E.O.
 ARTS, SCIENCE AND
 COMMERCE COLLEGE
 INDAPUR-413106 DIST-PUNE




PRINCIPAL
 ARTS, SCIENCE AND
 COMMERCE COLLEGE
 INDAPUR-413106 DIST-PUNE

**Indapur Taluka Shikshan Prasarak Mandal's
Arts, Science & Commerce College, Indapur
Result: Academic Year 2020-21 (PG)**

Programme Name	Programme Specialization	No. of students appeared in the final year examination	No. of students passed in the final year examination	Pass %
M.A.	Marathi	10	9	90.00
	Economics	8	6	75.00
	History	9	6	66.66
	Hindi	10	8	80.00
	Pol. Science	26	22	84.62
Total		63	51	80.95
M.Sc.	Organic Chemistry	21	21	100.00
	Physics	14	14	100.00
	Analytical Chemistry	23	23	100.00
	Zoology	15	13	86.67
	Geography	7	4	57.14
Total		80	75	93.75
M.Com.	Advance Accounting & Taxation	31	26	83.87


C. E. O.
 ARTS, SCIENCE AND
 COMMERCE COLLEGE
 INDAPUR-413106 DIST-PUNE




PRINCIPAL
 ARTS, SCIENCE AND
 COMMERCE COLLEGE
 INDAPUR-413106 DIST-PUNE

Indapur Taluka Shikshan Prasarak Mandal's
Arts, Science & Commerce College, Indapur
Result: Academic Year 2019-20 (Arts Faculty)

Programme Name	Programme Specialization	No. of students appeared in the final year examination	No. of students passed in the final year examination	Pass %
B.A.	English	11	9	81.82
	Marathi	5	3	60.00
	Hindi	6	5	83.33
	Economics	33	9	27.27
	Geography	36	28	77.77
	History	43	22	51.16
	Political Science	44	33	75.00
	Psychology	12	6	50.00
Total		190	115	60.53
B.Sc.	Physics	34	31	91.17
	Chemistry	89	85	95.51
	Zoology	39	32	82.05
	Statistics	9	9	100.00
	Mathematics	19	19	100.00
	Microbiology	16	16	100.00
	Botany	7	6	85.71
	Geography	5	5	100.00
Total		218	203	93.12
B.Com.	T.Y.B.Com.	163	152	93.25
B.B.A. (C.A.)	T.Y.B.B.A. (C.A.)	32	30	93.75


C. E. O.
 ARTS, SCIENCE AND
 COMMERCE COLLEGE
 INDAPUR-413106 DIST-PUNE




PRINCIPAL
 ARTS, SCIENCE AND
 COMMERCE COLLEGE
 INDAPUR-413106 DIST-PUNE

Indapur Taluka Shikshan Prasarak Mandal's
Arts, Science & Commerce College, Indapur
Result: Academic Year 2019-20 (Arts Faculty)

Programme Name	Programme Specialization	No. of students appeared in the final year examination	No. of students passed in the final year examination	Pass %
M.A.	Marathi	3	3	100.00
	Economics	11	10	90.90
	History	21	19	90.48
	Hindi	3	3	100.00
	Pol. Science	15	15	100.00
Total		53	50	94.34
M.Sc.	Organic Chemistry	24	21	87.50
	Physics	22	22	100.00
	Analytical Chemistry	22	22	100.00
	Zoology	12	12	100.00
	Geography	9	9	100.00
Total		89	86	96.63
M.Com.	Advance Accounting & Taxation	31	23	74.19


C. E. O.
 ARTS, SCIENCE AND
 COMMERCE COLLEGE
 INDAPUR-413106 DIST-PUNE




PRINCIPAL
 ARTS, SCIENCE AND
 COMMERCE COLLEGE
 INDAPUR-413106 DIST-PUNE

Indapur Taluka Shikshan Prasarak Mandal's
Arts, Science & Commerce College, Indapur
Result: Academic Year 2018-19 (UG)

Programme Name	Programme Specialization	No. of students appeared in the final year examination	No. of students passed in the final year examination	Pass %
B.A.	English	11	9	81.82
	Marathi	6	4	66.66
	Hindi	4	2	50.00
	Economics	17	7	41.17
	Geography	31	20	64.51
	History	50	15	30.00
	Political Science	56	25	44.64
	Psychology	4	0	00.00
Total		179	82	47.49
B.Sc.	Physics	32	20	62.50
	Chemistry	80	55	68.75
	Zoology	30	16	53.33
	Statistics	6	4	66.67
	Mathematics	16	9	56.25
	Microbiology	27	17	62.96
	Botany	6	4	66.67
	Electronics	3	3	100.00
Total		200	128	64.00
B.Com.	T.Y.B.Com.	166	70	42.16
B.B.A. (C.A.)	T.Y.B.B.A. (C.A.)	17	11	64.71


C. E. O.
 ARTS, SCIENCE AND
 COMMERCE COLLEGE
 INDAPUR-413106 DIST-PUNE




PRINCIPAL
 ARTS, SCIENCE AND
 COMMERCE COLLEGE
 INDAPUR-413106 DIST-PUNE

Indapur Taluka Shikshan Prasarak Mandal's
Arts, Science & Commerce College, Indapur
Result: Academic Year 2018-19 (Arts Faculty)

Programme Name	Programme Specialization	No. of students appeared in the final year examination	No. of students passed in the final year examination	Pass %
M.A.	Marathi	7	7	100.00
	Economics	16	14	87.50
	History	5	5	100.00
	Hindi	4	4	100.00
	Pol. Science	20	20	100.00
Total		52	50	96.15
M.Sc.	Organic Chemistry	22	13	59.00
	Physics	24	23	95.83
	Analytical Chemistry	25	18	72.00
	Zoology	7	6	85.71
	Geography	6	6	100.00
Total		84	66	78.57
M.Com.	Advance Accounting & Taxation	29	23	79.31



C. E. O.
ARTS, SCIENCE AND
COMMERCE COLLEGE
INDAPUR-413106 DIST-PUNE





PRINCIPAL
ARTS, SCIENCE AND
COMMERCE COLLEGE
INDAPUR-413106 DIST-PUNE